INSTALAÇÃO DO APACHE

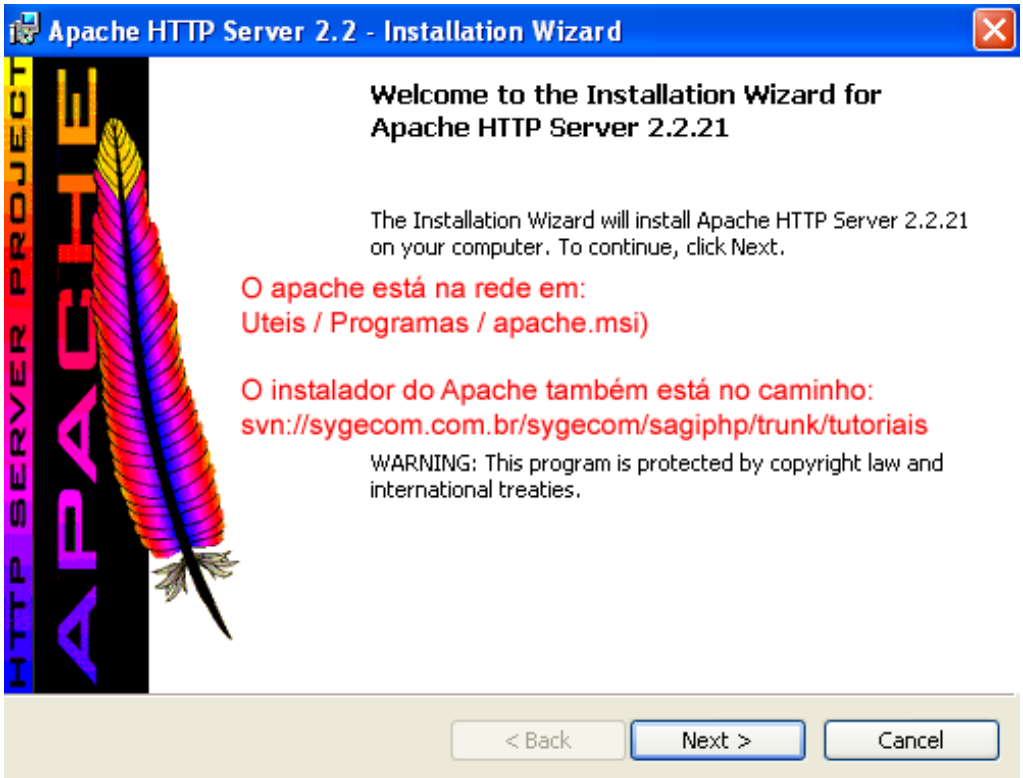

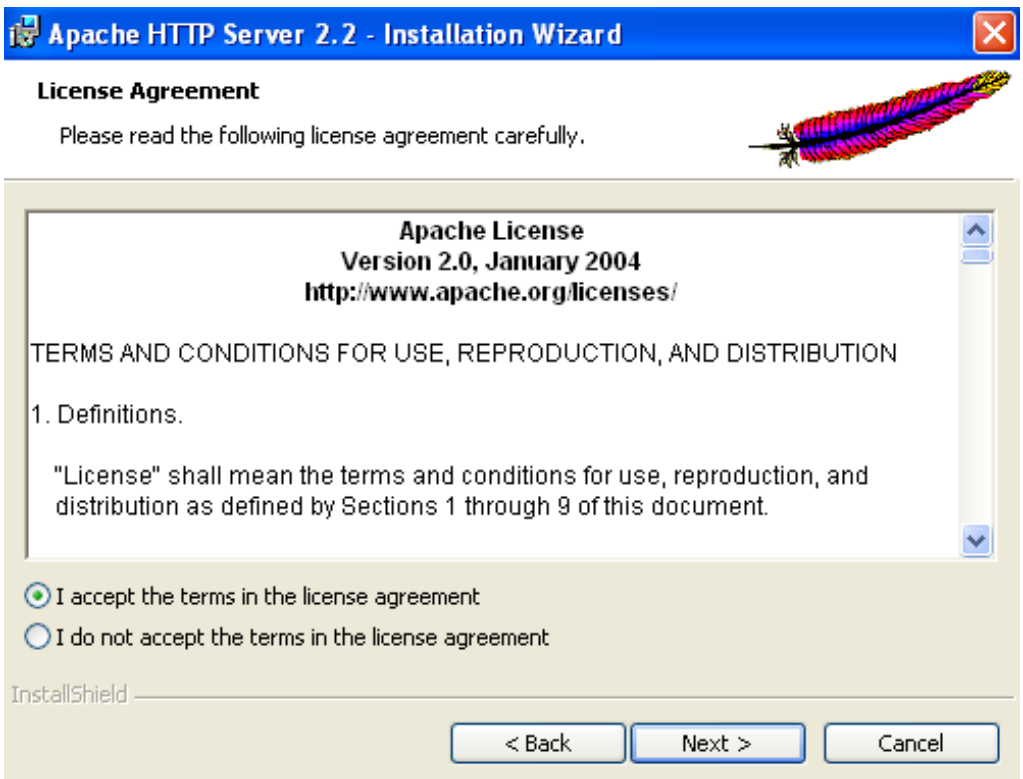

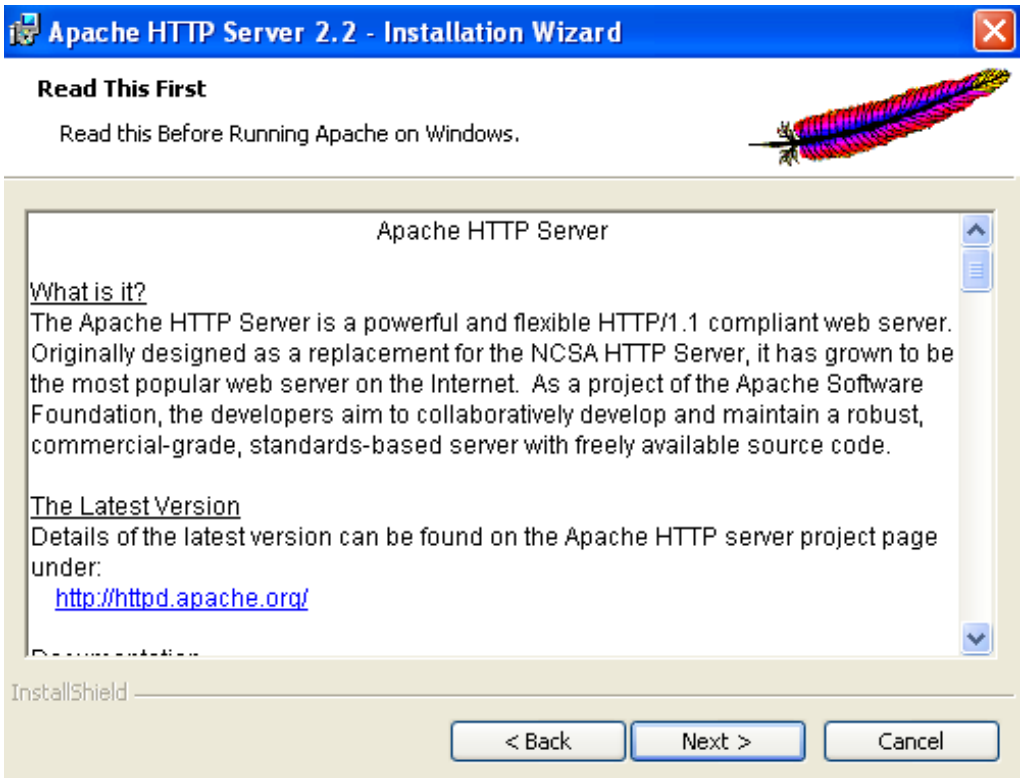
Apache HTTP Server 2.2 - Installation Wizard
Read This First
Read this Before Running Apache on Windows.
Apache HTTP Server
What is it?
The Apache HTTP Server is a powerful and flexible HTTP/1.1 compliant web server. Originally designed as a replacement for the NCSA HTTP Server, it has grown to be the most popular web server on the Internet. As a project of the Apache Software Foundation, the developers aim to collaboratively develop and maintain a robust, commercial-grade, standards-based server with freely available source code.
The Latest Version
Details of the latest version can be found on the Apache HTTP server project page under:
http://httpd.apache.org/
InstallShield
< Back
Next >
Cancel

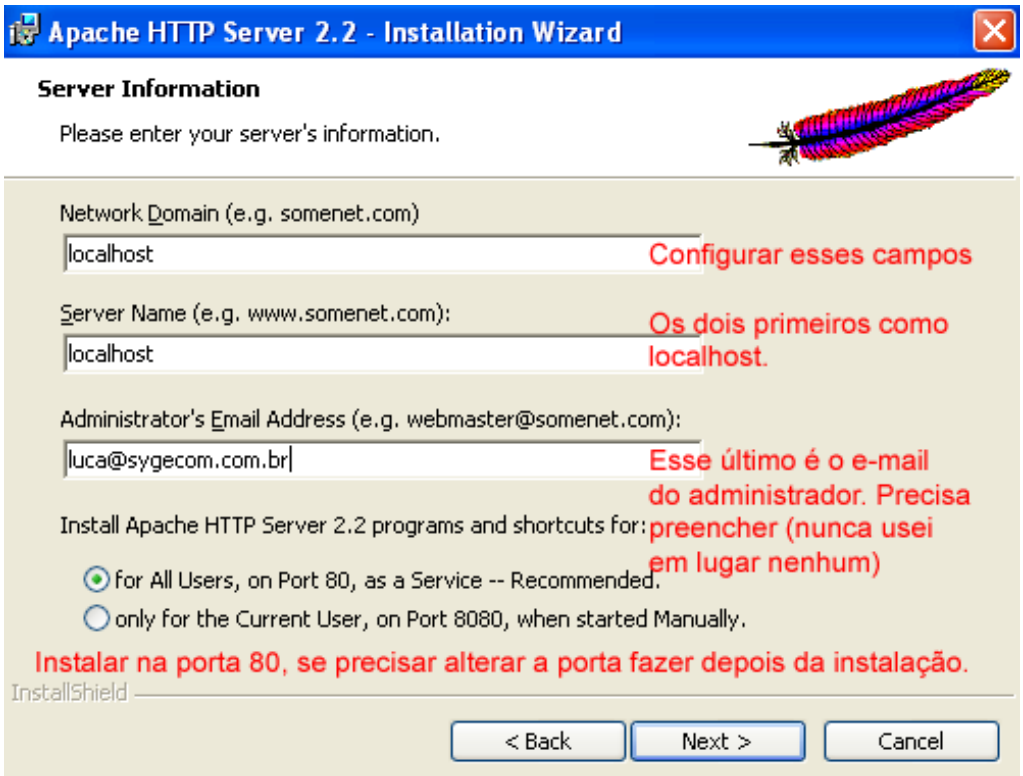
Apache HTTP Server 2.2 - Installation Wizard
Server Information
Please enter your server's information.
Network Domain (e.g. somenet.com)
localhost
Configurar esses campos
Server Name (e.g. www.somenet.com):
localhost
Os dois primeiros como localhost.
Administrator's Email Address (e.g. webmaster@somenet.com):
luca@sygecom.com.br
Esse último é o e-mail do administrador. Precisa preencher (nunca usei em lugar nenhum)
Install Apache HTTP Server 2.2 programs and shortcuts for:
for All Users, on Port 80, as a Service -- Recommended.
only for the Current User, on Port 8080, when started Manually.
Instalar na porta 80, se precisar alterar a porta fazer depois da instalação.
InstallShield
< Back
Next >
Cancel

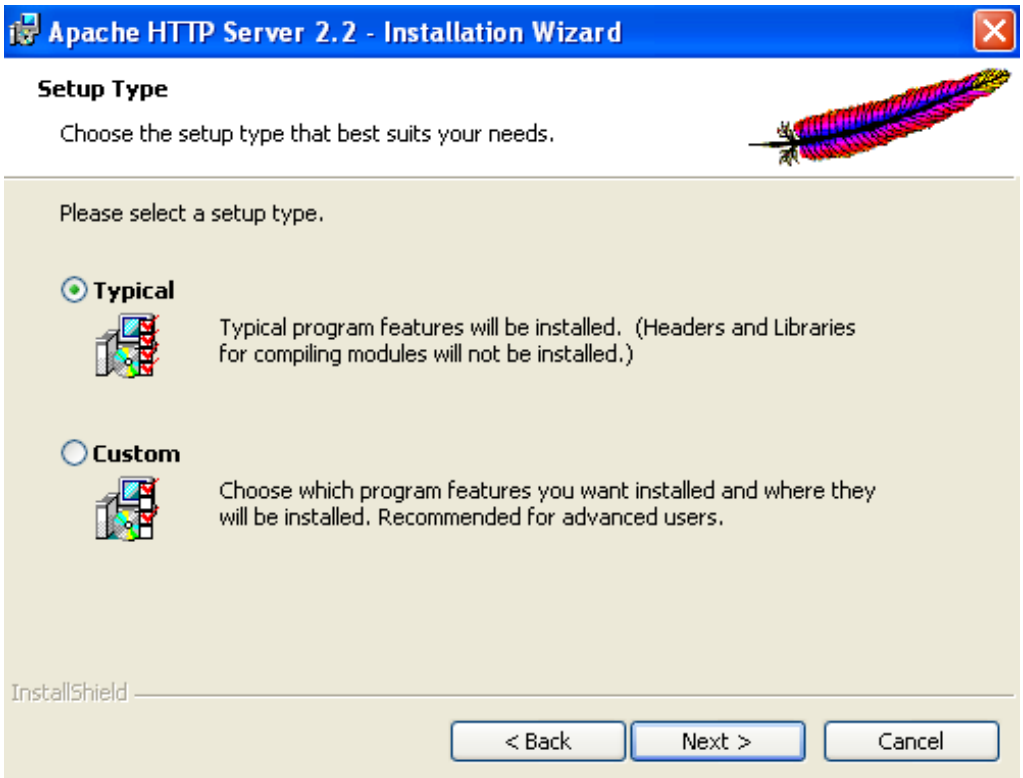
Apache HTTP Server 2.2 - Installation Wizard
Setup Type
Choose the setup type that best suits your needs.
Please select a setup type.
Typical
Typical program features will be installed. (Headers and Libraries for compiling modules will not be installed.)
Custom
Choose which program features you want installed and where they will be installed. Recommended for advanced users.
InstallShield
< Back
Next >
Cancel

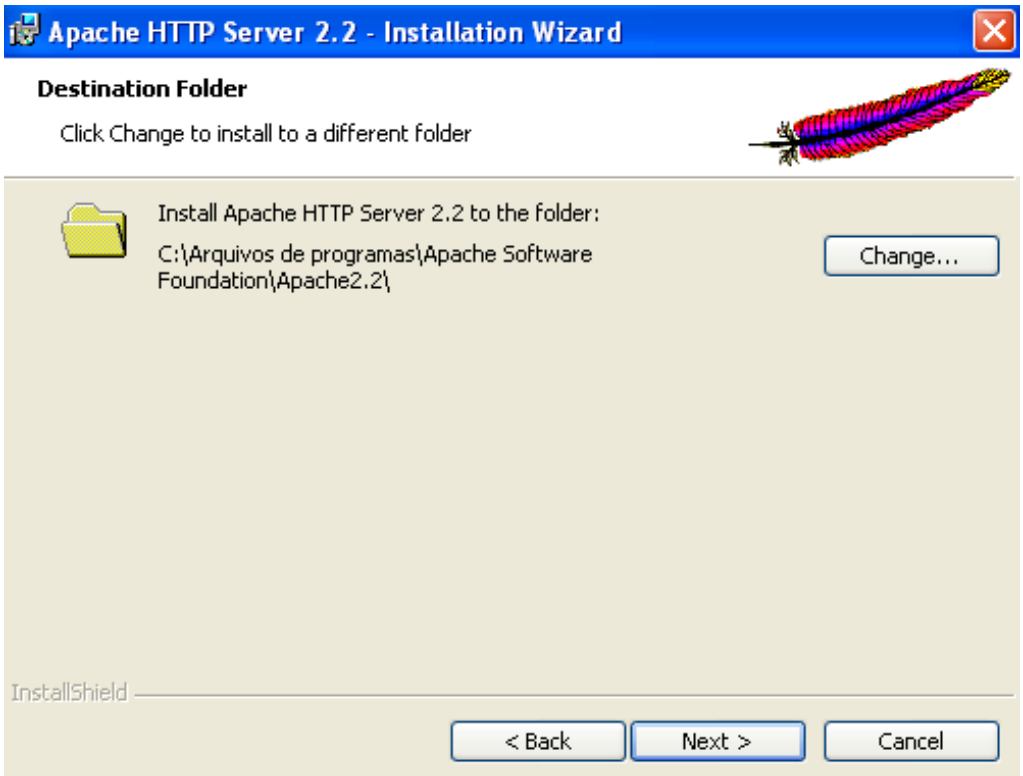
Apache HTTP Server 2.2 - Installation Wizard
Destination Folder
Click Change to install to a different folder
Install Apache HTTP Server 2.2 to the folder:
C:\Arquivos de programas\Apache Software Foundation\Apache2.2\
Change...
InstallShield
< Back
Next >
Cancel

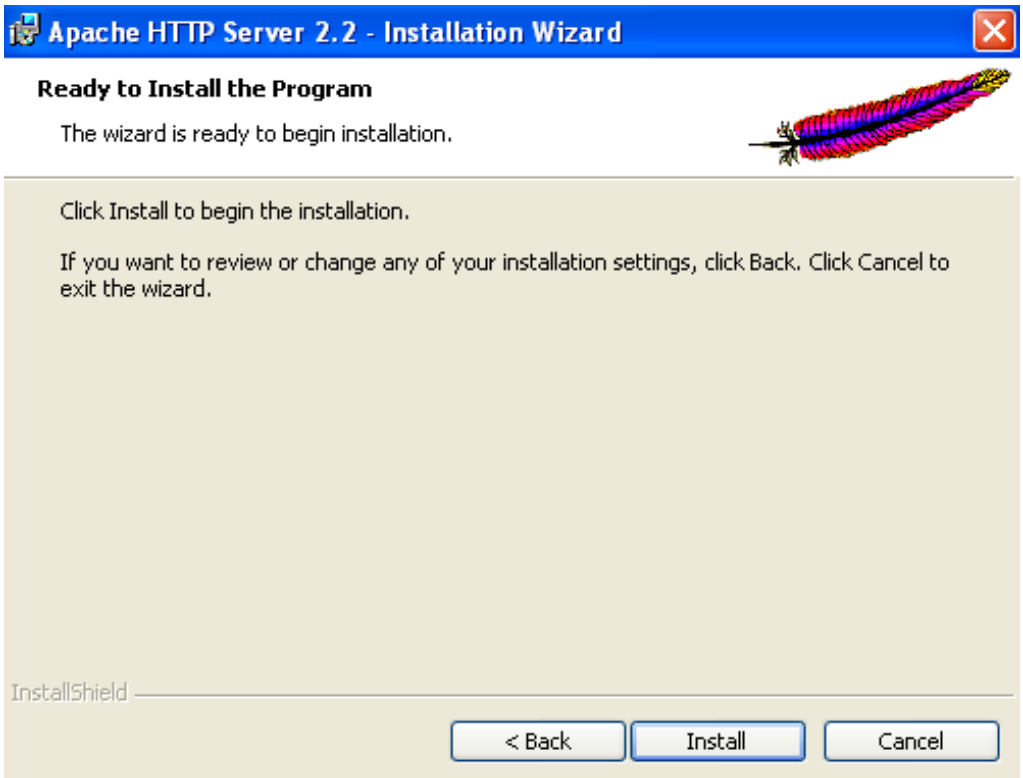
Apache HTTP Server 2.2 - Installation Wizard
Ready to Install the Program
The wizard is ready to begin installation.
Click Install to begin the installation.
If you want to review or change any of your installation settings, click Back. Click Cancel to exit the wizard.
InstallShield
< Back
Install
Cancel

Apache HTTP Server 2.2 - Installation Wizard
HTTP SERVER PROJECT
APACHE
Installation Wizard Completed
The Installation Wizard has successfully installed Apache HTTP Server 2.2.21. Click Finish to exit the wizard.
Agora o próximo passo é instalar o PHP
A versão do PHP deve ser a 5.2.5 (Está na rede em: Uteis / Programas / php-5.2.5-win32-installer.msi)
O instalador do PHP também está no caminho: svn://sygecom.com.br/sygecom/sagiphp/trunk/tutoriais
< Back
Finish
Cancel